

ADITYA BIRLA



20th July, 2019

HGI/RS/CSE/2019

The Secretary
The Calcutta Stock Exchange Ltd.
7, Lyons Range
Kolkata – 700 001

Sub: Compliance of Regulation 31 of SEBI (Listing Obligations and Disclosure Requirements) Regulation, 2015 for the quarter ended 30th June, 2019

Dear Sir/Madam,

With reference to the above captioned subject, we are enclosing herewith a statement showing shareholding pattern of the Company for the quarter ended 30th June, 2019.

This is for your information and record.

Kindly acknowledge receipt.

Thanking You,

Yours faithfully,

For HGI Industries Limited

Rakesh Sharma
Rakesh Sharma
Company Secretary
A-38093



Encl: as above

HGI Industries Limited

Regd. Office: Industry House, 18th Floor, 10, Camac Street, Kolkata - 700 017, India

CIN: L40200WB1944PLC011754 | T: + 91 33 3987 6000 | F: + 91 33 3051 8300

E: hgiho@adityabirla.com | W: www.hgiil.com

Tel: +91 33 4455 5500/98

Shareholding Pattern under Regulation 31 of SEBI (Listing Obligations and Disclosure Requirements) Regulations, 2015

1. Name of Listed Entity :HGI INDUSTRIES LIMITED
2. Script Code/Name of Script/Class of Security :Equity
3. Share Holding Pattern Filed under Reg.31(1)(a)Reg.31(1)(c)

a.If under 31(1)(b)then indicate the report for Quarter ending 30/06/2019

b.If under 31(1)(c)then indicate date of allotment/extinguishment

4. Declaration:The Listed entity is required to submit the following declaration to the extent of submission of information:

	Particulars	Yes*	No*
1	Whether the Listed Entity has issued any partly paid up shares		NO
2	Whether the Listed Entity has issued any Convertible Securities or Warrants		NO
3	Whether the Listed Entity has any shares against which depository receipts are issued		NO
4	Whether the Listed Entity has any shares in Locked-In		NO
5	Whether any shares held by promoters are pledge or otherwise encumbered		NO

*If the Listed Entity selects the option 'No' for the questions above, the columns for the partly paid up shares, Outstanding Convertible Securities / Warrants, depository receipts, Locked-in shares, No of shares pledged or otherwise encumbered by promoters, as applicable, shall not be displayed at the time of dissemination on the Stock exchange website. Also wherever there is 'No' declared by Listed Entity in above table the values will be considered as ;Zero' by default on submission of the format of holding of specified securities.

5. The tabular format for disclosure of holding of specified securities is as follows:




Table(I)- Summary Statement holding of specified securities

Name of the Company : HGI INDUSTRIES LTD.

Scrip Code, Name of the scrip, class of security: /EQUITY

Quarter Ended 30-Jun-2019


Category Code	Category and name of Shareholders (II)	Number of shareholders (III)	No. of fully paid up equity Shares (IV)	No. of Partly paid-up equity shares held (V)	No. of shares underlying Depository Receipts (VI)	Total no. of Shares (VII)=IV+V+VI	Shareholding as % of total no. of shares (calculated as per SCRR, 1957) As a % of (A+B+C2) (VIII)	Number of Voting Rights held in each class of securities (IX)			No. of Shares Underlying Outstanding convertible securities (including Warrants) (X)	Shareholding, as a % assuming full conversion of convertible securities (as a percentage of diluted share capital) (XI)	No of Locked in shares (XII)		Number of Shares pledged or otherwise encumbered (XIII)		No. of Shares held in Dematerialised form (XIV)
								No of voting Rights		Total as a % of (A+B+C)			No (a)	As a % of Total sh held	No (a)	As a % of Total sh held	
								Class eg: X	Class To eg: Y								
(A)	Promoter & Promoter Group	6	651730			651730	17.2067	651730	651730	17.2067	(XI)	0	.0000	0	0	651730	
(B)	Public	1524	3135925			3135925	82.7933	3135925	3135925	82.7933		0	.0000		NA	2900328	
(C)	Non Promoter- Non Public														NA		
(C1)	Shares underlying DRs	0	0			0	NA								NA	0	
(C2)	Shares held by Employee Trusts																
	Total	1530	3787655			3787655	100.0000	3787655	3787655	100.0000		0	.0000	0	0	3552058	



Prepared by MCS Share Transfer Agent Ltd.


Table(II) & (III)- Summary Statement holding of specified securities

Name Of The Company : HGI INDUSTRIES LTD.																			
			Quarter Ended 30-Jun-2019																
Category Code	Category and name of Shareholders	PAN	Number of shareholders	No. of fully paid up equity Shares	No. of Partly paid-up equity shares held	No. of shares underlying Depository Receipts	Total no. of Shares	Shareholding as a % of total no. of shares (calculated as per SCRR, 1957) As a % of (A+B+C2)	Number of Voting Rights held in each class of securities (X)			No. of Shares Underlying Outstanding convertible securities (including Warrants)	Shareholding as a % assuming full conversion of convertible securities (as a percentage of diluted share capital)	No of Locked in shares		Number of Shares pledged or otherwise encumbered		No. of Shares held in Dematerialised form	
									No of voting Rights	Class eg: X	Total as a % of (A+B+C)			No (a)	As a % of Total shr held	No (a)	As a % of Total shr held		
A	Shareholding of Promoter and Promoter Group																		
I	Indian																		
a	Individuals/ Hindu Undivided Family		4	146104			146104	3.8574	146104		146104	3.8574			0	.0000			146104
	NEERJA BIRLA	AAFPB1530K		13500			13500	.3564	13500		13500	.3564			0	.0000	0	0	13500
	RAJASHREE BIRLA	AAFPB1583L		63604			63604	1.6792	63604		63604	1.6792			0	.0000	0	0	63604
	KUMAR MANGALAM BIRLA	AFFPB5926H		69000			69000	1.8217	69000		69000	1.8217			0	.0000	0	0	69000
b	Central Government/ State Government(s)		0	0			0	.0000	0		0	.0000			0	.0000	0	.0000	0
c	Bodies Corporate		2	505626			505626	13.3493	505626		505626	13.3493			0	.0000			505626
	UMANG COMMERCIAL COMPANY PRIVATE LIMITED	AAACU3731B		83304			83304	2.1994	83304		83304	2.1994				.0000	0	0	83304
	TGS INVESTMENT & TRADE PRIVATE LIMITED	AABCT6593K		422322			422322	11.1500	422322		422322	11.1500				.0000	0	0	422322
d	Financial Institutions/ Banks		0	0			0	.0000	0		0	.0000			0	.0000	0	.0000	0



Table(II) & (III)- Summary Statement holding of specified securities

Name Of The Company : HGI INDUSTRIES LTD.																			
Quarter Ended 30-Jun-2019																			
Category Code	Category and name of Shareholders	PAN	Number of shareholders	No. of fully paid up equity Shares	No. of Partly paid-up equity shares held	No. of shares underlying Depository Receipts	Total no. of Shares	Shareholding as a % of total no. of shares (calculated as per SCRR, 1957) As a % of (A+B+C2)	Number of Voting Rights held in each class of securities (X)			No. of Shares Underlying Outstanding convertible securities (including Warrants)	Shareholding as a % assuming full conversion of convertible securities (as a percentage of diluted share capital)	No of Locked in shares		Number of Shares pledged or otherwise encumbered		No. of Shares held in Dematerialised form	
									No of voting Rights					Total as a % of (A+B+C)	(XIII)		(XIV)		
									Class eg: X	Class eg:	Total				No (a)	As a % of Total shr held	No (a)		As a % of Total shr held
A	Shareholding of Promoter and Promoter Group																		
1	Indian																		
e	Any Other (Specify)		0	0			0	.0000	0		0	.0000	0	.0000	0	.0000	0	.0000	0
	Sub Total (A)(1) :		6	651730			651730	17.2067	651730		651730	17.2067	0	.0000	0	.0000	0	.0000	651730




Table(II) & (III)- Summary Statement holding of specified securities

Name Of The Company : HGI INDUSTRIES LTD.																		
			Quarter Ended 30-Jun-2019															
Category Code	Category and name of Shareholders	PAN	Number of shareholders	No. of fully paid up equity Shares	No. of Partly paid-up equity shares held	No. of shares underlying Depository Receipts	Total no. of Shares	Shareholding as a % of total no. of shares (calculated as per SCRR, 1957) As a % of (A+B+C2)	Number of Voting Rights held in each class of securities (X)			No. of Shares Underlying Outstanding convertible securities (including Warrants)	Shareholding as a % assuming full conversion of convertible securities (as a percentage of diluted share capital)	No of Locked in shares		Number of Shares pledged or otherwise encumbered		No. of Shares held in Dematerialised form
									No of voting Rights	Class eg: X	Class eg: I			Total as a % of (A+B+C)	No (a)	As a % of Total shr held	No (a)	
(I)	(II)	(III)	(IV)	(V)	(VI)	(VII)=IV+V+VI	(VIII)	(IX)				(XI)	(XII)			(XIII)	(XIV)	(XV)
A	Shareholding of Promoter and Promoter Group																	
2	Foreign																	
a	Individuals (Non Resident Indians / Foreign Individuals)		0	0			0	.0000	0		0	.0000		0	.0000	0	.0000	0
b	Bodies Corporate		0	0			0	.0000	0		0	.0000		0	.0000	0	.0000	0
c	Institutions		0	0			0	.0000	0		0	.0000		0	.0000	0	.0000	0
d	Qualified Foreign Investor		0	0			0	.0000	0		0	.0000		0	.0000	0	.0000	0
e	Any Other (Specify)		0	0			0	.0000	0		0	.0000		0	.0000	0	.0000	0
	Sub Total (A)(2) :		0	0			0	.0000	0		0	.0000		0	.0000	0	.0000	0
	Total Shareholding of Promoter and Promoter Group (A) = (A)(1) + (A)(2) :		6	651730			651730	17.2067	651730		651730	17.2067		0	.00	0	.0000	651730



Table(II) & (III)- Summary Statement holding of specified securities

Name Of The Company : HGI INDUSTRIES LTD.																		
			Quarter Ended 30-Jun-2019															
Category Code	Category and name of Shareholders	PAN	Number of shareholders	No. of fully paid up equity Shares	No. of Partly paid-up equity shares held	No. of shares underlying Depository Receipts	Total no. of Shares	Shareholding as % of total no. of shares (calculated as per SCRR, 1957) As a % of (A+B+C2)	Number of Voting Rights held in each class of securities (X)			No. of Shares Underlying Outstanding convertible securities (including Warrants)	Shareholding as a % assuming full conversion of convertible securities (as a percentage of diluted share capital)	No of Locked in shares		Number of Shares pledged or otherwise encumbered		No. of Shares held in Dematerialised form
									No of voting Rights					Total as a % of (A+B+C)	No (a)	As a % of Total shr held	No (a)	
(I)	(II)	(III)	(IV)	(V)	(VI)	(VII)=IV+V+VI	(VIII)	(IX)	Class eg: X	Class eg:	Total	(XI)	(XII)					(XIII)
B	Public Shareholding																	
1	Institutions																	
a	Mutual Funds/UTI		1	216269			216269	5.7098	216269		216269	5.7098		0	.0000		.0000	216269
	ADMINISTRATOR OF THE SPECIFIED UNDERTAKING OF THE UNIT TRUST OF INDIA-UNIT SCHEME 1964	AAATU0564D		216269			216269	5.7098	216269		216269	5.7098			.0000			216269
b	Venture Capital Funds		0	0			0	.0000	0		0	.0000			.0000		.0000	0
c	Alternate Investment Funds		0	0			0	.0000	0		0	.0000			.0000		.0000	0
d	Foreign Venture Capital Investors		0	0			0	.0000	0		0	.0000			.0000		.0000	0
e	Foreign Portfolio Investors		0	0			0	.0000	0		0	.0000			.0000		.0000	0
f	Financial Institutions/ Banks		7	1052			1052	.0278	1052		1052	.0278		0	.0000		.0000	24




Table(II) & (III)- Summary Statement holding of specified securities

Name Of The Company : HGI INDUSTRIES LTD.																			
Quarter Ended 30-Jun-2019																			
Category Code	Category and name of Shareholders	PAN	Number of shareholders	No. of fully paid up equity Shares	No. of Partly paid-up equity shares held	No. of shares underlying Depository Receipts	Total no. of Shares	Shareholding as % of total no. of shares (calculated as per SCRR, 1957) As a % of (A+B+C2)	Number of Voting Rights held in each class of securities (X)			No. of Shares Underlying Outstanding convertible securities (including Warrants)	Shareholding as a % assuming full conversion of convertible securities (as a percentage of diluted share capital)	No of Locked in shares		Number of Shares pledged or otherwise encumbered		No. of Shares held in Dematerialised form	
									No of voting Rights					Total as a % of (A+B+C)	(XIII)		(XIV)		
									Class eg: X	Class eg:	Total				No (a)	As a % of Total shr held	No (a)		As a % of Total shr held
B	Public Shareholding																		
1	Institutions																		
g	Insurance Companies		5	1375467			1375467	36.3144	1375467		1375467	36.3144		0	.0000		.0000	1375467	
	GENERAL INSURANCE CORPORATION OF INDIA	AAACG0615N		147331			147331	3.8898	147331		147331	3.8898						147331	
	LIFE INSURANCE CORPORATION OF INDIA	AAACL0582H		957896			957896	25.2899	957896		957896	25.2899			.0000			957896	
	THE ORIENTAL INSURANCE COMPANY LIMITED	AAACT0627R		85279			85279	2.2515	85279		85279	2.2515						85279	
	UNITED INDIA INSURANCE COMPANY LIMITED	AAACU5552C		56935			56935	1.5032	56935		56935	1.5032						56935	
	NATIONAL INSURANCE COMPANY LTD	AAACN9967E		128026			128026	3.3801	128026		128026	3.3801						128026	
h	Provident Funds/ Pension Funds		0	0			0	.0000	0		0	.0000		0	.0000		.0000	0	
i	Any Other (specify)		0	0			0	.0000	0		0	.0000		0	.0000		.0000	0	
	Sub Total (B)(1) :		13	1592788			1592788	42.0520	1592788		1592788	42.0520						1591760	




Table(II) & (III)- Summary Statement holding of specified securities

Name Of The Company : HGI INDUSTRIES LTD.																		
Quarter Ended 30-Jun-2019																		
Category Code	Category and name of Shareholders	PAN	Number of shareholders	No. of fully paid up equity Shares	No. of Partly paid-up equity shares held	No. of shares underlying Depository Receipts	Total no. of Shares	Shareholding as % of total no. of shares (calculated as per SCRR, 1957) As a % of (A+B+C2)	Number of Voting Rights held in each class of securities (X)			No. of Shares Underlying Outstanding convertible securities (including Warrants)	Shareholding as a % assuming full conversion of convertible securities (as a percentage of diluted share capital)	No of Locked in shares		Number of Shares pledged or otherwise encumbered		No. of Shares held in Dematerialised form
									No of voting Rights	Total as a % of (A+B+C)				No (a)	As a % of Total shr held	No (a)	As a % of Total shr held	
(I)	(II)	(III)	(IV)	(V)	(VI)	(VII)=IV+V+VI	(VIII)	(IX)	Class eg: X	Class eg:	Total	(XI)	(XII)	(XIII)	(XIV)	(XV)		
B	Public Shareholding																	
2	Central Govt/State Govt(s)/ POI																	
a	GOVT.		0	0			0	.0000	0		0	.0000			.0000	.0000	0	
	Sub Total (B)(2) :		0	0			0	.0000	0		0	.0000					0	




Table(II) & (III)- Summary Statement holding of specified securities

Name Of The Company : HGI INDUSTRIES LTD.																		
Quarter Ended 30-Jun-2019																		
Category Code	Category and name of Shareholders	PAN	Number of shareholders	No. of fully paid up equity Shares	No. of Partly paid-up equity shares held	No. of shares underlying Depository Receipts	Total no. of Shares	Shareholding as % of total no. of shares (calculated as per SCRR, 1957) As a % of (A+B+C2)	Number of Voting Rights held in each class of securities (X)			No. of Shares Underlying Outstanding convertible securities (including Warrants)	Shareholding as a % assuming full conversion of convertible securities (as a percentage of diluted share capital)	No of Locked in shares		Number of Shares pledged or otherwise encumbered		No. of Shares held in Dematerialised form
									No of voting Rights	Total as a % of (A+B+C)				No (a)	As a % of Total shr held	No (a)	As a % of Total shr held	
(I)	(II)	(III)	(IV)	(V)	(VI)	(VII)=IV+V+VI	(VIII)	(IX)	Class eg: X	Class eg:	Total	(XI)	(XII)	(XIII)	(XIV)	(XV)		
B	Public Shareholding																	
3	Non-Institutions																	
a	Individuals																	
i	Individual shareholders holding nominal share capital up to Rs. 2 lakhs.		1448	582040			582040	15.3668	582040		582040	15.3668		0	.0000	.0000	357555	
ii	Individual shareholders holding nominal share capital in excess of Rs. 2 lakhs.		1	33299			33299	.8791	33299		33299	.8791		0	.0000	.0000	33299	
b	NBFCs registered with RBI		0	0			0	.0000	0		0	.0000		0	.0000	.0000	0	
c	Employee Trust		0	0			0	.0000	0		0	.0000		0	.0000	.0000	0	
d	Overseas Depositories (holding DRs) (balancing figure)		0	0			0	.0000	0		0	.0000		0	.0000	.0000	0	
e	Any Other (specify)		0	0			0	.0000	0		0	.0000		0	.0000	.0000	0	



Table(II) & (III)- Summary Statement holding of specified securities

Name Of The Company : HGI INDUSTRIES LTD.																			
			Quarter Ended 30-Jun-2019																
Category Code	Category and name of Shareholders	PAN	Number of shareholders	No. of fully paid up equity Shares	No. of Partly paid-up equity shares held	No. of shares underlying Depository Receipts	Total no. of Shares	Shareholding as % of total no. of shares (calculated as per SCRR, 1957) As a % of (A+B+C2)	Number of Voting Rights held in each class of securities (X)			No. of Shares Underlying Outstanding convertible securities (including Warrants)	Shareholding as a % assuming full conversion of convertible securities (as a percentage of diluted share capital)	No of Locked in shares		Number of Shares pledged or otherwise encumbered		No. of Shares held in Dematerialised form	
									No of voting Rights					Total as a % of (A+B+C)	(XIII)		(XIV)		
									Class eg: X	Class eg:	Total				No (a)	As a % of Total shr held	No (a)		As a % of Total shr held
B	Public Shareholding																		
3	Non-Institutions																		
i	Any Other (specify)																		
i	Other Bodies Corporate		59	925244			925244	24.4279	925244		925244	24.4279		0	.0000		.0000	915272	
i	Other Bodies Corporate														.0000				
	BHARAT AROGYA AND GYAN MANDIR	AAATB3540N		127627			127627	3.3696	127627		127627	3.3696						127627	
	JAYANTIKA INVESTMENT & FINANCE LIMITED	AAECP5902D		86200			86200	2.2758	86200		86200	2.2758						86200	
	Kesoram Industries Limited	AABCK2417P		496100			496100	13.0978	496100		496100	13.0978						496100	
	PADMAVATI INVESTMENT LTD.	AABCP8632M		68299			68299	1.8032	68299		68299	1.8032						68299	
ii)a	NRI WITH REPAT		1	112			112	.0030	112		112	.0030		0	.0000		.0000	0	
ii)b	NRI WITHOUT REPAT		1	50			50	.0013	50		50	.0013		0	.0000		.0000	50	
iii	Trust		1	2392			2392	.0632	2392		2392	.0632		0	.0000		.0000	2392	
iv	Cooperative Societies		0	0			0	.0000	0		0	.0000			.0000		.0000	0	
v	Educational Institutions		0	0			0	.0000	0		0	.0000			.0000		.0000	0	
vi	OCB		0	0			0	.0000	0		0	.0000			.0000		.0000	0	



Table(II) & (III)- Summary Statement holding of specified securities

Name Of The Company : HGI INDUSTRIES LTD.																			
			Quarter Ended 30-Jun-2019																
Category Code	Category and name of Shareholders	PAN	Number of shareholders	No. of fully paid up equity Shares	No. of Partly paid-up equity shares held	No. of shares underlying Depository Receipts	Total no. of Shares	Shareholding as % of total no. of shares (calculated as per SCRR, 1957) As a % of (A+B+C2)	Number of Voting Rights held in each class of securities (X)			No. of Shares Underlying Outstanding convertible securities (including Warrants)	Shareholding as a % assuming full conversion of convertible securities (as a percentage of diluted share capital)	No of Locked in shares		Number of Shares pledged or otherwise encumbered		No. of Shares held in Dematerialised form	
									No of voting Rights	Total as a % of (A+B+C)				(XIII)		(XIV)			
(I)	(II)	(III)	(IV)	(V)	(VI)	(VII)=IV+V+VI	(VIII)	(IX)	Class eg: X	Class eg:	To tal		(XI)	(XII)	No (a)	As a % of To tal shr held	No (a)	As a % of To tal shr held	(XV)
B	Public Shareholding																		
3	Non-Institutions																		
i	Any Other (specify)																		
vii	Foreign Companies		0	0			0	.0000	0		0	.0000			.0000		.0000		0
	Sub Total (B)(3) :		1511	1543137			1543137	40.7413	1543137		1543137	40.7413							1308568
	Total Public Shareholding (B) = (B)(1) + (B)(2)+(B)(3) :		1524	3135925			3135925	82.7933	3135925		3135925	82.7933		0	.00				2900328
	Total (A) + (B) :		1530	3787655			3787655	100.0000	3787655		3787655	100.0000		0	.0000		0	.0000	3552058





Table (IV)- Summary Statement holding of specified securities

Name Of The Company : HGI INDUSTRIES LTD.	Quarter Ended 30-Jun-2019
---	---------------------------

Category Code	Category of Shareholders	PAN	Number of shareholders (IV)	No. of fully paid up equity Shares (V)	No. of Partly paid-up equity shares held (VI)	No. of shares underlying Depository Receipts (VII)=IV+V+VI	Total no. of Shares (VIII)	Shareholding as a % of total no. of shares (calculated as per SCRR, 1957) As a % of (A+B+C2) (IX)	Number of Voting Rights held in each class of securities (X)			No. of Shares Underlying Outstanding convertible securities (including Warrants) (XI)	Shareholding , as a% assuming full conversion of convertible securities (as a percentage of diluted share capital) (XII)	No of Locked in shares (XIII)		Number of Shares pledged or otherwise encumbered (XIV)		No. of Shares held in Dematerialised form (XV)	
									No of voting Rights		Total as a % of (A+B+C)			No (a)	As a % of Total shr held	No (a)	As a % of Total shr held		
									Class eg: X	Class eg: Y									Total
C																			
	Non-Promoter Non-Public																		
1	Custodian/DR Holder		0	0		0	0												0
	Non-Promoter Non-Public																		
2	Employee Benefit Trust		0	0		0	0												0
Total Non- Promoter- Non Public Shareholding (C)= (C)(1)+(C)(2):			0	0		0	0												0
GRAND TOTAL (A) + (B) + (C)			1530	3787655		3787655	100.0000					0	.0000	0	.0000			3552058	



Annexure

Table V -Statement showing details of Significant Beneficial Owners (SBOs)

Sr. No.	Details of SBO (I)				Details of the Registered owner (II)				Details of holding/exercise of right of the SBO in the reporting company, whether direct or indirect *: (III)					Date of creation/acquisition of significant beneficial interest # (IV)
	Name	PAN	Passport No. in case of a foreign national	Nationality	Name	PAN	Passport No. in case of a foreign national	Nationality	Whether by virtue of:					
								Shares	Voting rights	Rights on distributable dividend or any other distribution	Exercise of control	Exercise of significant influence		
1	Kumar Mangalam Birla	AEFPB5926H		Indian	Umang Commercial Co. Private Limited	AAACU3731B		Indian	2.20			No	No	08.02.2019
2	Kumar Mangalam Birla	AEFPB5926H		Indian	TGS Investment & Trade Private Limited	AABCT6593K		Indian	11.15			No	No	08.02.2019
3	Kumar Mangalam Birla	AEFPB5926H		Indian	Kumar Magalam Birla	AEFPB5926H		Indian	1.82			No	No	08.02.2019
4	Kumar Mangalam Birla	AEFPB5926H		Indian	Rajashree Birla	AAFPB1583L		Indian	1.68			No	No	08.02.2019
5	Kumar Mangalam Birla	AEFPB5926H		Indian	Neerja Birla	AAFPB1530K		Indian	0.36			No	No	08.02.2019

